

Islamic School of Stanford

Easy Steps to Quraan Recitation

اقْرَأْ مِجْتَابَكَ

Step One: Grade Kg.
1431-1432 H. 2010-2011 C.

Written by

Mai Abdelsalam

بِسْمِ اللَّهِ الرَّحْمَنِ الرَّحِيمِ













Islamic School of Stanford













Easy Steps to Quraan Recitation







اقْرَأْ كِتَابَكَ

Written by Mai Abdelsalam

© Copyright is reserved

 <i>Taa</i> تا	 <i>Baa</i> با	 <i>Alif</i> ألف
 <i>Haa</i> حا	 <i>Jeem</i> جيم	 <i>Thaa</i> ثا
 <i>Dhal</i> ذال	 <i>DAI</i> دال	 <i>Khaa</i> خا
 <i>Seen</i> سين	 <i>Zay</i> زاي	 <i>Raa</i> راء

 <i>Dhad</i> ضاد	 <i>Saad</i> صاد	 <i>Sheen</i> شين
 <i>Ein</i> عين	 <i>Thua</i> ظا	 <i>Tua</i> طا
 <i>Quaf</i> قاف	 <i>Faa</i> فا	 <i>Ghein</i> غين
 <i>Meem</i> ميم	 <i>Laam</i> لام	 <i>Kaaf</i> كاف





 <p><i>Haa</i> هاء</p>	 <p><i>Waw</i> واو</p>	 <p><i>Noon</i> نون</p>
 <p><i>Yaa</i> ياء</p>	 <p><i>Hamza</i> همزة</p>	 <p><i>Lam-Alif</i> لام ألف</p>

ت	ب	ا
ح	ج	ث
ذ	د	خ
س	ز	ر





ض	ص	ش
ع	ظ	ط
ق	ف	غ
م	ل	ك

ه	و	ن
ي	ع	لا

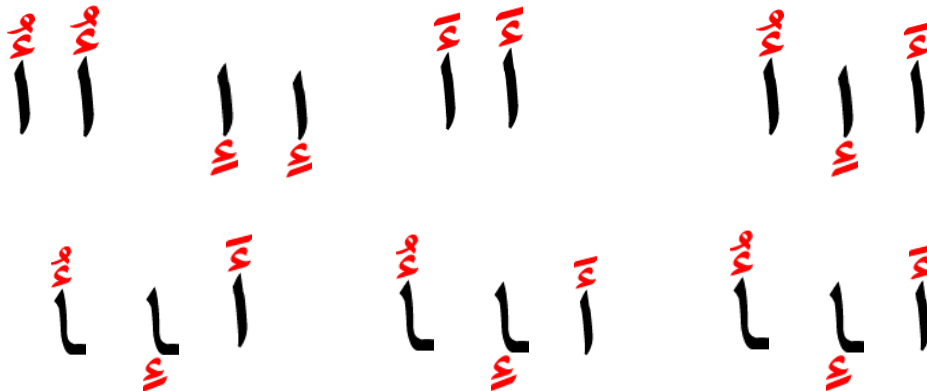
Exercise 1: The objective of this exercise is to practice letter sounds with Fat-hah, Kasrah and Dummah

With Dummah	With Kasrah	With Fat-hah	Letter
			 Alif





Exercise 2: The objective of this exercise is to observe letter formations at different locations in a word

At the end of a word	In the middle of a word	At the beginning of a word	Letter
			 Alif





Exercise 3: Ask students to Practice reading the following, keep repeating any parts if necessary before moving to the next.





Exercise 1: The objective of this exercise is to practice letter sounds with Fat-hah, Kasrah and Dummah

With Dummah	With Kasrah	With Fat-hah	Letter
 Bo	 Be	 Ba	 Baa

Exercise 2: The objective of this exercise is to observe letter formations at different locations in a word





At the end of a word	In the middle of a word	At the beginning of a word	Letter
			

Exercise 3: Ask students to Practice reading the following, keep repeating any parts if necessary before moving to the next.








Exercise 1: The objective of this exercise is to practice letter sounds with Fat-hah, Kasrah and Dummah

9

With Dummah	With Kasrah	With Fat-hah	Letter
			 Taa





Exercise 2: The objective of this exercise is to observe letter formations at different locations in a word

At the end of a word	In the middle of a word	At the beginning of a word	Letter
 ة ة			 Taa





Exercise 3: Ask students to Practice reading the following, keep repeating any parts if necessary before moving to the next.

ثِتْ ثِتْ تِتْ تِتْ تِتْ تِتْ
أَبْ أَبْ أَتْ أَتْ أَتْ أَتْ

Exercise 1: The objective of this exercise is to practice letter sounds with Fat-hah, Kasrah and Dummah 10

With Dummah	With Kasrah	With Fat-hah	Letter
			





Exercise 2: The objective of this exercise is to observe letter formations at different locations in a word

At the end of a word	In the middle of a word	At the beginning of a word	Letter
			 Thaa





Exercise 3: Ask students to Practice reading the following, keep repeating any parts if necessary before moving to the next.




Exercise 1: The objective of this exercise is to practice letter sounds with Fat-hah, Kasrah and Dummah 12

With Dummah	With Kasrah	With Fat-hah	Letter
			

Exercise 2: The objective of this exercise is to observe letter formations at different locations in a word

At the end of a word	In the middle of a word	At the beginning of a word	Letter
			

Exercise 3: Ask students to Practice reading the following, keep repeating any parts if necessary before moving to the next.

جَجِبْ

حَحِحْ





ح ح ح

أَجِبْ





بِحِثْ

حُجِبْ

Exercise 1: The objective of this exercise is to practice letter sounds with Fat-hah, Kasrah and Dummah

With Dummah	With Kasrah	With Fat-hah	Letter
			

Exercise 2: The objective of this exercise is to observe letter formations at different locations in a word

At the end of a word	In the middle of a word	At the beginning of a word	Letter
			

Exercise 3: Ask students to Practice reading the following, keep repeating any parts if necessary before moving to the next.





















Exercise 1: The objective of this exercise is to practice letter sounds with Fat-hah, Kasrah and Dummah

14

With Dummah	With Kasrah	With Fat-hah	Letter
			

Exercise 2: The objective of this exercise is to observe letter formations at different locations in a word

At the end of a word	In the middle of a word	At the beginning of a word	Letter
			

Exercise 3: Ask students to Practice reading the following, keep repeating any parts if necessary before moving to the next.

دِدُ دِ دِ دُ دِ دِ دُ
بِدَاءُ تَجِدُ تَجِدُ تَجِبُ

Exercise 1: The objective of this exercise is to practice letter sounds with Fat-hah, Kasrah and Dummah 16

With Dummah	With Kasrah	With Fat-hah	Letter
رُ	رِ	رَ	ر





Exercise 2: The objective of this exercise is to observe letter formations at different locations in a word

At the end of a word	In the middle of a word	At the beginning of a word	Letter
ر	ر	ر	ر





Exercise 3: Ask students to Practice reading the following, keep repeating any parts if necessary before moving to the next.

رَرِرُ رَرِرَ رَرِئُ ذِذِئُ ذِذِئُ دِذِئُ
 حِذِرَ بَرَدَ دِرَا حِذِرَ حِذِرَ

Exercise 1: The objective of this exercise is to practice letter sounds with Fat-hah, Kasrah and Dummah 17

With Dummah	With Kasrah	With Fat-hah	Letter
			



Exercise 2: The objective of this exercise is to observe letter formations at different locations in a word

At the end of a word	In the middle of a word	At the beginning of a word	Letter
			

Exercise 3: Ask students to Practice reading the following, keep repeating any parts if necessary before moving to the next.






Exercise 1: The objective of this exercise is to practice letter sounds with Fat-hah, Kasrah and Dummah 19

With Dummah	With Kasrah	With Fat-hah	Letter
ش	شِ	شَ	ش

Exercise 2: The objective of this exercise is to observe letter formations at different locations in a word

At the end of a word	In the middle of a word	At the beginning of a word	Letter
ش	ش	ش	ش

Exercise 3: Ask students to Practice reading the following, keep repeating any parts if necessary before moving to the next.

جَجِجْ شَشِشْ شَشِشْ
أَجِبْ حَشِرْ بَشِرْ شَرِحْ

Exercise 1: The objective of this exercise is to practice letter sounds with Fat-hah, Kasrah and Dummah 20

With Dummah	With Kasrah	With Fat-hah	Letter
صُ	صِ	صَ	ص

Exercise 2: The objective of this exercise is to observe letter formations at different locations in a word

At the end of a word	In the middle of a word	At the beginning of a word	Letter
ص	صد	ص	ص

Exercise 3: Ask students to Practice reading the following, keep repeating any parts if necessary before moving to the next.

صُ صِ صَ صُ صِ صَ سَيْسُ

حَصِدَ بَصِرَ رَصَدَ حَسِبَ

Exercise 1: The objective of this exercise is to practice letter sounds with Fat-hah, Kasrah and Dummah 21

With Dummah	With Kasrah	With Fat-hah	Letter
ضُ	ضِ	ضَ	ض

Exercise 2: The objective of this exercise is to observe letter formations at different locations in a word

At the end of a word	In the middle of a word	At the beginning of a word	Letter
ض	ض	ض	ض

Exercise 3: Ask students to Practice reading the following, keep repeating any parts if necessary before moving to the next.





دِدِدُ

ضُ ضِ ضَ ضِضِضُ





دَرَأُ

ضَرَبَ ضَرِبَ حَضَرَ

Exercise 1: The objective of this exercise is to practice letter sounds with Fat-hah, Kasrah and Dummah 22

With Dummah	With Kasrah	With Fat-hah	Letter
			

Exercise 2: The objective of this exercise is to observe letter formations at different locations in a word

At the end of a word	In the middle of a word	At the beginning of a word	Letter
			

Exercise 3: Ask students to Practice reading the following, keep repeating any parts if necessary before moving to the next.

طَطُّ طَطُّ طَطُّ تَتِّتْ

طَرَحَ طَرِبَ طَرِبَ حَطَبِ أَتَّتْ

Exercise 1: The objective of this exercise is to practice letter sounds with Fat-hah, Kasrah and Dummah 23

With Dummah	With Kasrah	With Fat-hah	Letter
ظ	ظِ	ظَ	ظ

Exercise 2: The objective of this exercise is to observe letter formations at different locations in a word





At the end of a word	In the middle of a word	At the beginning of a word	Letter
ظ	ظ	ظ	ظ

Exercise 3: Ask students to Practice reading the following, keep repeating any parts if necessary before moving to the next.





ظَظِظُ ظَظِظُ ظَظِظُ

ظَظِظُ ظَظِظُ

Exercise 1: The objective of this exercise is to practice letter sounds with Fat-hah, Kasrah and Dummah 24

With Dummah	With Kasrah	With Fat-hah	Letter
			

Exercise 2: The objective of this exercise is to observe letter formations at different locations in a word

At the end of a word	In the middle of a word	At the beginning of a word	Letter
			

Exercise 3: Ask students to Practice reading the following, keep repeating any parts if necessary before moving to the next.

أَيُّ أَيُّ

عَعِ عَعِ

أَثَرِ

عَبْرِ عَشْرِ عَصْرِ

Exercise 1: The objective of this exercise is to practice letter sounds with Fat-hah, Kasrah and Dummah 25

With Dummah	With Kasrah	With Fat-hah	Letter

Exercise 2: The objective of this exercise is to observe letter formations at different locations in a word

At the end of a word	In the middle of a word	At the beginning of a word	Letter

Exercise 3: Ask students to Practice reading the following, keep repeating any parts if necessary before moving to the next.

عَعِيعُ غَغَغُ غَغَغُ
عَصِرُ غَبِرُ غَبِرُ

Exercise 1: The objective of this exercise is to practice letter sounds with Fat-hah, Kasrah and Dummah 26

With Dummah	With Kasrah	With Fat-hah	Letter
فُ	فِ	فَ	ف

Exercise 2: The objective of this exercise is to observe letter formations at different locations in a word

At the end of a word	In the middle of a word	At the beginning of a word	Letter
ف	ف	ف	ف

Exercise 3: Ask students to Practice reading the following, keep repeating any parts if necessary before moving to the next.

ثَبِثْ فَفِ فَفُ فَفِ فَفُ
 ثَبِثْ عَفِرْ فَتِحْ حَفِرْ

Exercise 1: T The objective of this exercise is to practice letter sounds with Fat-hah, Kasrah and Dummah 27

With Dummah	With Kasrah	With Fat-hah	Letter
قُ	قِ	قَ	ق

Exercise 2: The objective of this exercise is to observe letter formations at different locations in a word

At the end of a word	In the middle of a word	At the beginning of a word	Letter
ق	ق	ق	ق

فَفِ

قَ قِ قُ قَقُ

فُتِحَ

قُرِعَ قَصِرَ قَصِرَ

Exercise 1: The objective of this exercise is to practice letter sounds with Fat-hah, Kasrah and Dummah 28

With Dummah	With Kasrah	With Fat-hah	Letter
كُ	كِ	كَ	ك

Exercise 2: The objective of this exercise is to observe letter formations at different locations in a word

At the end of a word	In the middle of a word	At the beginning of a word	Letter
ك	ك	ك	ك

Exercise 3: Ask students to Practice reading the following, keep repeating any parts if necessary before moving to the next.

كُ كُ كُ كُ كُ قَقُقُ

تَرَكَ ذَكَرَ كَتَبَ قَرَأَ

Exercise 1: The objective of this exercise is to practice letter sounds with Fat-hah, Kasrah and Dummah 29

With Dummah	With Kasrah	With Fat-hah	Letter
لُ	لِ	لَ	ل

Exercise 2: The objective of this exercise is to observe letter formations at different locations in a word

At the end of a word	In the middle of a word	At the beginning of a word	Letter
ل	ل	ل	ل

Exercise 3: Ask students to Practice reading the following, keep repeating any parts if necessary before moving to the next.





تَكِكُ

لَلِلُّ لَلِلُّ





تَرَكْ

سَلِبْ لُعِبْ بَلِغْ




Exercise 1: The objective of this exercise is to practice letter sounds with Fat-hah, Kasrah and Dummah 30


With Dummah	With Kasrah	With Fat-hah	Letter
			

Exercise 2: The objective of this exercise is to observe letter formations at different locations in a word

At the end of a word	In the middle of a word	At the beginning of a word	Letter
			

Exercise 3: Ask students to Practice reading the following, keep repeating any parts if necessary before moving to the next.






Exercise 1: The objective of this exercise is to practice letter sounds with Fat-hah, Kasrah and Dummah 31

With Dummah	With Kasrah	With Fat-hah	Letter
نْ	نِ	نَ	ن

Exercise 2: The objective of this exercise is to observe letter formations at different locations in a word





At the end of a word	In the middle of a word	At the beginning of a word	Letter
ن	ن	ن	ن

Exercise 3: Ask students to Practice reading the following, keep repeating any parts if necessary before moving to the next.





ذِذْ ذِذْ ذِذْ نِنِ نِنِ نِنِ نِ نِ نِ

ذَبَحَ نَذَرَ أَمِنَ جَنَحَ

Exercise 1: The objective of this exercise is to practice letter sounds with Fat-hah, Kasrah and Dummah 32

With Dummah	With Kasrah	With Fat-hah	Letter
			

Exercise 2: The objective of this exercise is to observe letter formations at different locations in a word

At the end of a word	In the middle of a word	At the beginning of a word	Letter
			

Exercise 3: Ask students to Practice reading the following, keep repeating any parts if necessary before moving to the next.


مَمِمْ

وَوُؤُ وَوِوِوِ





عَلِمِمْ

وُضِعَ رُويِ وَضِعَ

Exercise 1: The objective of this exercise is to practice letter sounds with Fat-hah, Kasrah and Dummah 34





With Dummah	With Kasrah	With Fat-hah	Letter
N.A.	N.A		

Exercise 2: The objective of this exercise is to observe letter formations at different locations in a word





At the end of a word	In the middle of a word	At the beginning of a word	Letter
			

Please note that more reading practice for Hamza and Lam- Alif will apply when taught in older grades later.

Exercise 1: The objective of this exercise is to practice letter sounds with Fat-hah, Kasrah and Dummah 35

With Dummah	With Kasrah	With Fat-hah	Letter
			

Exercise 2: The objective of this exercise is to observe letter formations at different locations in a word

At the end of a word	In the middle of a word	At the beginning of a word	Letter
			

يَا يِي يِي

يَضَعُ بِيَدِهِ رُوي

End	Middle	Beginning
<p>نَ شَأْ</p> <p>نَشَأْ</p> <p>ا</p>	<p>شَأْن</p> <p>شَأْن</p> <p>ا</p>	<p>أَجْرَ</p> <p>أَجْرَ</p> <p>ا</p>
<p>غَلَبَ</p> <p>غَلَبَ</p> <p>ب</p>	<p>عَبَسَ</p> <p>عَبَسَ</p> <p>ب</p>	<p>بَعَثَ</p> <p>بَعَثَ</p> <p>ب</p>
<p>نَبَتَ</p> <p>نَبَتَ</p> <p>ت</p>	<p>خَتَمَ</p> <p>خَتَمَ</p> <p>ت</p>	<p>تَرَفَ</p> <p>تَرَفَ</p> <p>ت</p>

End	Middle	Beginning
<p>بَ عَثَ</p> <p>بَعَثَ</p> <p>ث</p>	<p>عَثَ رَ</p> <p>عَشَرَ</p> <p>ث</p>	<p>ثَقَفَ</p> <p>ثَقَفَ</p> <p>ث</p>
<p>نَسَجَ</p> <p>نَسَجَ</p> <p>ج</p>	<p>حَجَبَ</p> <p>حَجَبَ</p> <p>ج</p>	<p>جَمَعَ</p> <p>جَمَعَ</p> <p>ج</p>
<p>لَمَحَ</p> <p>لَمَحَ</p> <p>ح</p>	<p>نَحَتَ</p> <p>نَحَتَ</p> <p>ح</p>	<p>حَمَلَ</p> <p>حَمَلَ</p> <p>ح</p>

End	Middle	Beginning
<p>رَسَخَ</p> <p>رَسَخَ</p> <p>رخ</p>	<p>بَخَسَ</p> <p>بَخَسَ</p> <p>خ</p>	<p>خَتَمَ</p> <p>خَتَمَ</p> <p>خ</p>
<p>صَمَدًا</p> <p>صَمَدًا</p> <p>د</p>	<p>بَدَأَ</p> <p>بَدَأَ</p> <p>د</p>	<p>دَفَعَ</p> <p>دَفَعَ</p> <p>د</p>
<p>نَفَذَ</p> <p>نَفَذَ</p> <p>ذ</p>	<p>نَذَرَ</p> <p>نَذَرَ</p> <p>ذ</p>	<p>ذَهَبَ</p> <p>ذَهَبَ</p> <p>ذ</p>

End	Middle	Beginning
<p>حَ شَ رَ</p> <p>حَشْرَ</p> <p>ر</p>	<p>عَ رَ ضَ</p> <p>عَرَضَ</p> <p>ر</p>	<p>رَ بَ طَ</p> <p>رَبَطَ</p> <p>ر</p>
<p>هَ مَ زَ</p> <p>هَمَزَ</p> <p>ز</p>	<p>بَ زَ غَ</p> <p>بَزَغَ</p> <p>ز</p>	<p>زَ لَ فَ</p> <p>زَلَفَ</p> <p>ز</p>
<p>غَ رَ سَ</p> <p>غَرَسَ</p> <p>س</p>	<p>بَ سَ طَ</p> <p>بَسَطَ</p> <p>س</p>	<p>سَ جَ دَ</p> <p>سَجَدَ</p> <p>س</p>

End	Middle	Beginning
<p>نَبَّ شَ</p> <p>نَبَّشَ</p> <p>ش</p>	<p>كَشَطَ</p> <p>كَشَطَ</p> <p>ش</p>	<p>شَرَحَ</p> <p>شَرَحَ</p> <p>ش</p>
<p>خَلَصَ</p> <p>خَلَصَ</p> <p>ص</p>	<p>نَصَرَ</p> <p>نَصَرَ</p> <p>ص</p>	<p>صَدَفَ</p> <p>صَدَفَ</p> <p>ص</p>
<p>خَفَضَ</p> <p>خَفَضَ</p> <p>ض</p>	<p>نَضَرَ</p> <p>نَضَرَ</p> <p>ض</p>	<p>ضَمَرَ</p> <p>ضَمَرَ</p> <p>ض</p>

End	Middle	Beginning
<p>بَسَّطَ</p> <p>بَسَّطَ</p> <p>ط</p>	<p>خَطَفَ</p> <p>خَطَفَ</p> <p>ط</p>	<p>طَرَقَ</p> <p>طَرَقَ</p> <p>ط</p>
<p>لَفَّظَ</p> <p>لَفَّظَ</p> <p>ظ</p>	<p>كَظَّمَ</p> <p>كَظَّمَ</p> <p>ظ</p>	<p>ظَلَمَ</p> <p>ظَلَمَ</p> <p>ظ</p>
<p>رَفَعَ</p> <p>رَفَعَ</p> <p>ع</p>	<p>بَعَثَ</p> <p>بَعَثَ</p> <p>ع</p>	<p>عَبَدَ</p> <p>عَبَدَ</p> <p>ع</p>

End	Middle	Beginning
<p>بَلَّغَ</p> <p>بَلَّغَ</p> <p>غ</p>	<p>بَغَضَ</p> <p>بَغَضَ</p> <p>غ</p>	<p>غَسَقَ</p> <p>غَسَقَ</p> <p>غ</p>
<p>لَطَفَ</p> <p>لَطَفَ</p> <p>ف</p>	<p>غَفَرَ</p> <p>غَفَرَ</p> <p>ف</p>	<p>فَتَحَ</p> <p>فَتَحَ</p> <p>ف</p>
<p>دَفَقَ</p> <p>دَفَقَ</p> <p>ق</p>	<p>عَقَرَ</p> <p>عَقَرَ</p> <p>ق</p>	<p>قَرَعَ</p> <p>قَرَعَ</p> <p>ق</p>

End	Middle	Beginning
<p>مَلَكَ</p> <p>مَلَك</p> <p>ك</p>	<p>شَكَرَ</p> <p>شَكَر</p> <p>ك</p>	<p>كَتَبَ</p> <p>كَتَب</p> <p>ك</p>
<p>أَفَلَ</p> <p>أَفَلَ</p> <p>ل</p>	<p>خَلَقَ</p> <p>خَلَقَ</p> <p>ل</p>	<p>لَطَفَ</p> <p>لَطَفَ</p> <p>ل</p>
<p>خَتَمَ</p> <p>خَتَمَ</p> <p>م</p>	<p>طَمَعَ</p> <p>طَمَعَ</p> <p>م</p>	<p>مَنَعَ</p> <p>مَنَعَ</p> <p>م</p>

End	Middle	Beginning
<p>رَهَان</p> <p>رَهَان</p> <p>ن</p>	<p>جَنَاح</p> <p>جَنَاح</p> <p>ن</p>	<p>نَذَر</p> <p>نَذَر</p> <p>ن</p>
<p>Not applicable at this point</p>	<p>جَوْر</p> <p>جَوْر</p> <p>و</p>	<p>وَهَب</p> <p>وَهَب</p> <p>و</p>
<p>نَبَاه</p> <p>نَبَاه</p> <p>ه</p>	<p>ظَاهِر</p> <p>ظَاهِر</p> <p>ه</p>	<p>هَمَس</p> <p>هَمَس</p> <p>ه</p>

At the end of the word	In the middle of the word	At the beginning of the word
<p>No example is applicable at this point</p> <p>ي</p>	<p>No example is applicable at this point</p> <p>ي</p>	<p>ي ق ع</p> <p>يقع</p> <p>ي</p>

Table of contents

#	Title	Page
1.	he Arabic Alphabet الحروف العربية	1-3
2.	The Arabic Letters with Their Names	4-6
3.	Arabic Letters Reading Practice	7-35
4.	Intensive Reading Practice	36-45
5.	Names of Arabic dictionaries used in this book	46
6.	Table of Contents	46