



Easy Steps to Quraan Recitation

Quraanic Studies

First Grade

Step Two

Prepared By: Mai Abdelsalam

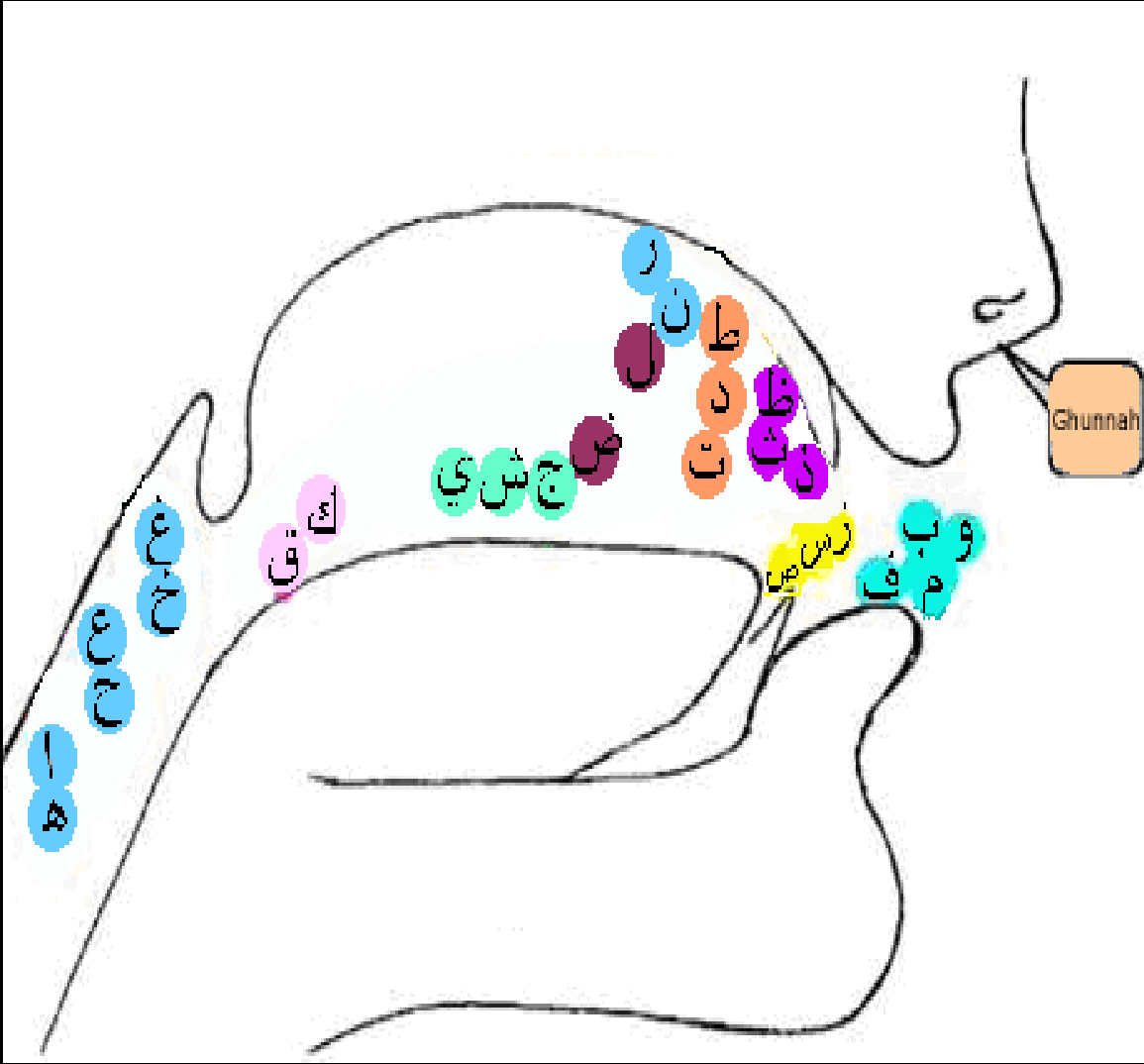
® Copyright Reserved

بِسْمِ اللَّهِ الرَّحْمَنِ الرَّحِيمِ

Prepared By: Mai Abdelsalam







® Copyright Reserved

Graph showing the Arabic letters Exit















ت	ب	ا	1
ح	ج	ث	2
ذ	د	خ	3
س	ز	ر	4













ض	ص	ش	1
ع	ظ	ط	2
ق	ف	غ	3
م	ل	ك	4







			1
			2

The Arabic letters with their names


4


 <p><i>Taa</i></p>	 <p><i>Baa</i></p>	 <p><i>Alif</i></p>	1
 <p><i>Haa</i></p>	 <p><i>Jeem</i></p>	 <p><i>Thaa</i></p>	2
 <p><i>Dhal</i></p>	 <p><i>DAI</i></p>	 <p><i>Khaa</i></p>	3
 <p><i>Seen</i></p>	 <p><i>Zay</i></p>	 <p><i>Raa</i></p>	4

 <i>Dhad</i>	 <i>Suad</i>	 <i>Sheen</i>	1
 <i>Ein</i>	 <i>Thua</i>	 <i>Tua</i>	2
 <i>Quaf</i>	 <i>Faa</i>	 <i>Ghein</i>	3
 <i>Meem</i>	 <i>Laam</i>	 <i>Kaaf</i>	4

 <p><i>Haa</i></p>	 <p><i>Waw</i></p>	 <p><i>Noon</i></p>	1
 <p><i>Yaa</i></p>	 <p><i>Hamza</i></p>	 <p><i>Lam-Alif</i></p>	2

















What first grade students need to Know:

















in Arabic Alphabet, seven letters have deep sound (mufakham) and the rest have soft sound (Muraqqaq). In this lesson I put this sign  under letters that have deep sound so that it is easier for students to differentiate between the two kinds. Letters Raa and Lam have exceptions.

1. Letter Ra: The level of Raa depth depends on Tashkeel. 2.
2. Letter Lam: Laam has a soft sound Except in the word () S.w.t when *Letter Laam* makes a deep sound if it comes after a letter with Fat-hah.

Different formations of Arabic letters according to the letter's position in a word

7

At the end of the word	In the middle of the word	At the beginning of the word	The Letter	
				1
				2
				3
				4

















At the end of the word	In the middle of the word	At the beginning of the word	The Letter	
				1
				2
				3
				4

















At the end of the word	In the middle of the word	At the beginning of the word	The Letter	
ذ	ذ	ذ	ذ	1
ر	ر	ر	ر	2
ز	ز	ز	ز	3
س	س	س	س	4

At the end of the word	In the middle of the word	At the beginning of the word	The Letter	
ش	ش	ش	ش	1
ص	ص	ص	ص	2
ض	ض	ض	ض	3
ط	ط	ط	ط	4

At the end of the word	In the middle of the word	At the beginning of the word	The Letter	
ظ	ظ	ظ	ظ	1
ع	ع	ع	ع	2
غ	غ	غ	غ	3
ف	ف	ف	ف	4

Continued: **Different formations of Arabic letters according to the letter's position in a word** 12

At the end of the word	In the middle of the word	At the beginning of the word	The Letter	
				1
				2
				3
				4

At the end of the word	In the middle of the word	At the beginning of the word	The Letter	
				1
				2
				3
				4

At the End of a word	In the Middle of a word	At the beginning of a word	The Letter	
				1
				2

A closer look at the **similarity in appearance** between some letters

15

Teaching tip: The objective of this exercise is to help students differentiate between letters that are similar in appearance.

1. Letters Baa, Taa, Thaa, Noon and Yaa

End	Middle	Beginning	Letter	
ب	پ	ب	ب	1
ت	ت	ت	ت	2
ث	ث	ث	ث	3
ن	ن	ن	ن	4
ي	پ	پ	ي	5

2. Letters Taa (Taa Marbootah) , Haa at the end of the word

16













At the End of the Word	Letter	
ة ة	ت	1
ه ه	ه	2

3. Letters Faa and Quaf

End	Middle	Beginning	Letter	
ف	ف	ف	ف	1
ق	ق	ق	ق	2









4. Letters Jeem, Ha and Kha

17









End	Middle	Beginning	Letter	
				1
				2
				3

5. Letters Ein and Ghein

18









End	Middle	beginning	Letter	
				1
				2

6. Letters Dal and Dhal









End	Middle	beginning	Letter	
				1
				2

7. Letters Raa and Zay

19

End	Middle	beginning	Letter	
				1
				2

8. Letters Thaa and Sheen

End	Middle	beginning	Letter	
				1
				2

9. Letters Suad and Duad

20

End	Middle	beginning	Letter	
ص	ص	ص	ص	1
ض	ض	ض	ض	2

10. Letters Tua and Thua

End	Middle	beginning	Letter	
ط	ط	ط	ط	1
ظ	ظ	ظ	ظ	2

11. Letters Kaaf and lam

21













End	Middle	beginning	Letter	
ك	ك	ك	ك	1
ل	ل	ل	ل	2

The six Arabic letters that don't connect to letters following them in a word:

All Arabic letters connect to letters **before** them in same word. All Arabic letters connect to letters **following** them in same word **except six letters**.

Teaching tip: give some examples of words with one or more of these letters.


The six Arabic letters that don't Connect to letters following them in a word						
و	ز	ر	ذ	د	ا	1
وهن	زعم	رجع	ذهب	دمغ	أكل	2



			<p>1</p>
			<p>2</p>
			<p>3</p>
			<p>4</p>

ض	ص	ش	1
ع	ظ	ط	2
ق	ف	غ	3
م	ل	ك	4

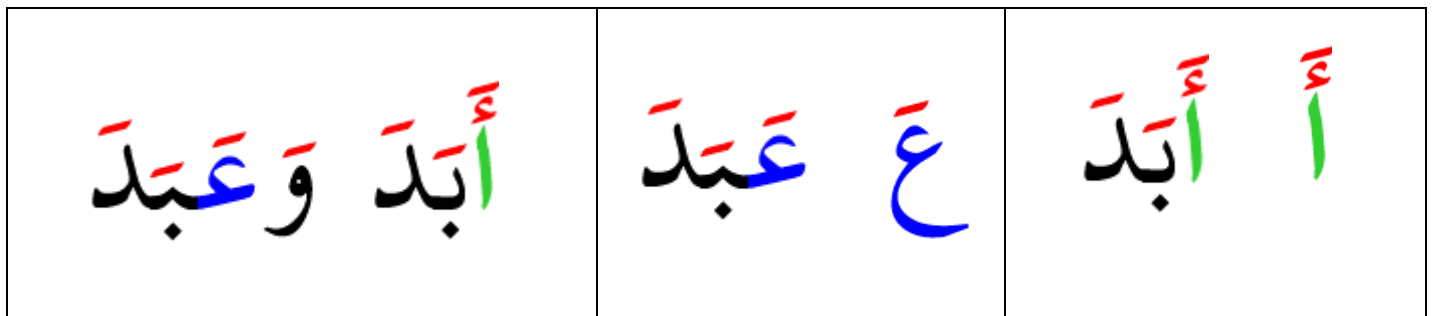

Continued: Reading practice for Arabic Letters with **Fat-ha** Movement 24

هَ	وَ	نَ	1
يَ	هَ	لَ	2

Teaching tip; The objective of this exercise is to help students differentiate between letters that are mistaken for each other due to close pronunciation. By the end of this practice, students should be reading these words fluently. The teacher can remind students with this sign  to assist students with soft/deep pronunciation.

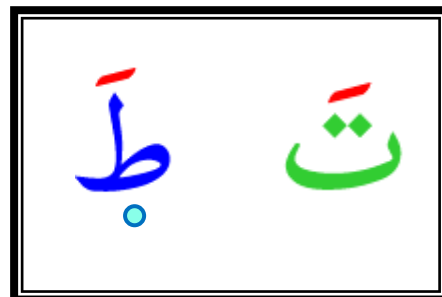


1. Alif and Ein



2. **Taa** and **Tua**


تَتَ طَطَّ تَطَّ تَطَّ



تَتَ تَرَكَ وَطَرَدَ	طَطَّ طَرَدَ	تَرَكَ تَطَّ
----------------------	--------------	--------------

3. **Ha** and **Haa**

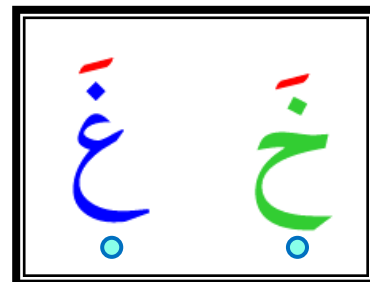
حَحَّ حَحَّ حَحَّ حَحَّ حَحَّ حَحَّ



حَحَّ حَحَّ وَهَجَرَ	هَ هَمَدَ	حَحَّ حَمَدَ
----------------------	-----------	--------------

4. **Kha** and **Ghein**

خَغْ خَغْ غَغْ غَغْ



خَغْ غَغْ	غَغْ غَغْ	خَغْ خَغْ
-----------	-----------	-----------

5. **Dal** and **Duad**

دَضْ دَضْ ضَضْ دَضْ



دَضْ دَضْ	ضَضْ ضَضْ	دَضْ دَضْ
-----------	-----------	-----------

6. Zay and Seen

زَزَّ سَسَّ زَسَّ زَسَّ

ز س

زَارَ وَسَأَلَ

سَسَّ سَأَلَ

زَارَ

7. Zay and Thua

زَزَّ ظَظَّ زَظَّ زَظَّ

ز ظ

زَعَمَ وَظَلَمَ

ظَظَّ ظَلَمَ

زَعَمَ

8. **Suad** and **Seen**

صَّ صَّ صَّ سَّ سَّ سَّ صَّ صَّ صَّ سَّ سَّ

صَّ سَّ

سَّ سَّ سَّ	صَّ صَّ صَّ	سَّ سَّ سَّ	وَصَّ
-------------	-------------	-------------	-------

9. **Quaf** and **Kaf**

قَّ قَّ قَّ كَّ كَّ كَّ قَّ قَّ قَّ

قَّ كَّ

قَّ قَّ قَّ	كَّ كَّ كَّ	قَّتَّ	وَكَّتَّ
-------------	-------------	--------	----------

Examples of different formations of Arabic letters in words, reading practice 30

End	Middle	Beginning	
<p>نَ شَأْ</p> <p>نَشَأْ</p> <p>ا</p>	<p>شَأْن</p> <p>شَأْن</p> <p>ا</p>	<p>أَجْرَ</p> <p>أَجْرَ</p> <p>ا</p>	1
<p>غَلَبَ</p> <p>غَلَبَ</p> <p>ب</p>	<p>عَبَسَ</p> <p>عَبَسَ</p> <p>ب</p>	<p>بَعَثَ</p> <p>بَعَثَ</p> <p>ب</p>	2
<p>نَبَتَ</p> <p>نَبَتَ</p> <p>ت</p>	<p>خَتَمَ</p> <p>خَتَمَ</p> <p>ت</p>	<p>تَرَفَ</p> <p>تَرَفَ</p> <p>ت</p>	3

End	Middle	Beginning
<p>بَ عَثَ</p> <p>بَعَثَ</p> <p>ث</p>	<p>عَثَ رَ</p> <p>عَشَرَ</p> <p>ث</p>	<p>ثَقَفَ</p> <p>ثَقَفَ</p> <p>ث</p>
<p>نَسَجَ</p> <p>نَسَجَ</p> <p>ج</p>	<p>حَجَبَ</p> <p>حَجَبَ</p> <p>ج</p>	<p>جَمَعَ</p> <p>جَمَعَ</p> <p>ج</p>
<p>لَمَحَ</p> <p>لَمَحَ</p> <p>ح</p>	<p>نَحَتَ</p> <p>نَحَتَ</p> <p>ح</p>	<p>حَمَلَ</p> <p>حَمَلَ</p> <p>ح</p>

End	Middle	Beginning	
<p>رَسَخَ</p> <p>رَسَخَ</p> <p>خ</p>	<p>بَخَسَ</p> <p>بَخَسَ</p> <p>خ</p>	<p>خَتَمَ</p> <p>خَتَمَ</p> <p>خ</p>	1
<p>صَمَدَ</p> <p>صَمَدَ</p> <p>د</p>	<p>بَدَأَ</p> <p>بَدَأَ</p> <p>د</p>	<p>دَفَعَ</p> <p>دَفَعَ</p> <p>د</p>	2
<p>نَفَذَ</p> <p>نَفَذَ</p> <p>ذ</p>	<p>نَذَرَ</p> <p>نَذَرَ</p> <p>ذ</p>	<p>ذَهَبَ</p> <p>ذَهَبَ</p> <p>ذ</p>	3

End	Middle	Beginning	
<p>ح ش رَ</p> <p>حَشْرَ</p> <p>ر</p>	<p>ع ر ضَ</p> <p>عَرَضَ</p> <p>ر</p>	<p>ر ب طَ</p> <p>رَبَطَ</p> <p>ر</p>	1
<p>ه م زَ</p> <p>هَمَزَ</p> <p>ز</p>	<p>ب ز غَ</p> <p>بَزَغَ</p> <p>ز</p>	<p>ز ل فَ</p> <p>زَلَفَ</p> <p>ز</p>	2
<p>غ ر سَ</p> <p>غَرَسَ</p> <p>س</p>	<p>ب س طَ</p> <p>بَسَطَ</p> <p>س</p>	<p>س ج دَ</p> <p>سَجَدَ</p> <p>س</p>	3

End	Middle	Beginning	
<p>نَبَّ شَ</p> <p>نَبَّشَ</p> <p>ش</p>	<p>كَشَطَ</p> <p>كَشَطَ</p> <p>ش</p>	<p>شَرَحَ</p> <p>شَرَحَ</p> <p>ش</p>	1
<p>خَلَصَ</p> <p>خَلَصَ</p> <p>ص</p>	<p>نَصَرَ</p> <p>نَصَرَ</p> <p>ص</p>	<p>صَدَفَ</p> <p>صَدَفَ</p> <p>ص</p>	2
<p>خَفَضَ</p> <p>خَفَضَ</p> <p>ض</p>	<p>نَضَرَ</p> <p>نَضَرَ</p> <p>ض</p>	<p>ضَمَرَ</p> <p>ضَمَرَ</p> <p>ض</p>	3

End	Middle	Beginning	
<p>بَسَّ ط</p> <p>بَسَّطَ ط</p>	<p>خَطَفَ ط</p> <p>خَطَفَ ط</p>	<p>طَرَقَ ط</p> <p>طَرَقَ ط</p>	1
<p>لَفَّ ظ</p> <p>لَفَّظَ ظ</p>	<p>كَظَّمَ ظ</p> <p>كَظَّمَ ظ</p>	<p>ظَلَمَ ظ</p> <p>ظَلَمَ ظ</p>	2
<p>رَفَعَ ع</p> <p>رَفَعَ ع</p>	<p>بَعَثَ ع</p> <p>بَعَثَ ع</p>	<p>عَبَدَ ع</p> <p>عَبَدَ ع</p>	3

End	Middle	Beginning	
<p>بَلَّغَ</p> <p>بَلَّغَ</p> <p>غ</p>	<p>بَغَضَ</p> <p>بَغَضَ</p> <p>غ</p>	<p>غَسَقَ</p> <p>غَسَقَ</p> <p>غ</p>	1
<p>لَطَفَ</p> <p>لَطَفَ</p> <p>ف</p>	<p>غَفَرَ</p> <p>غَفَرَ</p> <p>ف</p>	<p>فَتَحَ</p> <p>فَتَحَ</p> <p>ف</p>	2
<p>دَفَقَ</p> <p>دَفَقَ</p> <p>ق</p>	<p>عَقَرَ</p> <p>عَقَرَ</p> <p>ق</p>	<p>قَرَعَ</p> <p>قَرَعَ</p> <p>ق</p>	3

End	Middle	Beginning	
<p>مَلَّكَ</p> <p>مَلَّكَ</p> <p>ك</p>	<p>شَكَرَ</p> <p>شَكَرَ</p> <p>ك</p>	<p>كَتَبَ</p> <p>كَتَبَ</p> <p>ك</p>	1
<p>أَفَلَ</p> <p>أَفَلَ</p> <p>ل</p>	<p>خَلَقَ</p> <p>خَلَقَ</p> <p>ل</p>	<p>لَطَفَ</p> <p>لَطَفَ</p> <p>ل</p>	2
<p>خَتَمَ</p> <p>خَتَمَ</p> <p>م</p>	<p>طَمَعَ</p> <p>طَمَعَ</p> <p>م</p>	<p>مَنَعَ</p> <p>مَنَعَ</p> <p>م</p>	3

End	Middle	Beginning	
<p>رَهَان</p> <p>رَهَان</p> <p>ن</p>	<p>جَنَاح</p> <p>جَنَاح</p> <p>ن</p>	<p>نَذَر</p> <p>نَذَر</p> <p>ن</p>	1
<p>Not applicable at this point</p>	<p>جَوْر</p> <p>جَوْر</p> <p>و</p>	<p>وَهَب</p> <p>وَهَب</p> <p>و</p>	2
<p>نَبَاه</p> <p>نَبَاه</p> <p>ه</p>	<p>ظَاهِر</p> <p>ظَاهِر</p> <p>ه</p>	<p>هَمَس</p> <p>هَمَس</p> <p>ه</p>	3

At the end of the word	In the middle of the word	At the beginning of the word	
<p>No example is applicable at this point</p> <p>ي</p>	<p>No example is applicable at this point</p> <p>ي</p>	<p>ي ق ع</p> <p>يقع</p> <p>ي</p>	1

Reading practice for three letter-words with **Fat-hah** 40

تَرَكَ	دَابَّ	كَسَبَ	كَشَفَ	1
عَثَرَ	عَسَرَ	بَرَزَ	بَعَثَ	2
خَتَمَ	خَدَمَ	فَتَحَ	فَدَحَ	3
نَحَرَ	مَرَجَ	سَتَرَ	صَرَفَ	4
حَضَرَ	حَظَرَ	قَمَعَ	قَلَبَ	5

رَمَزَ	صَرَخَ	عَقَرَ	ذَكَرَ	1
نَقَضَ	لَفِظَ	حَاكَمَ	خَلَفَ	2
حَضَرَ	فَتَنَ	نَجَدَ	وَسَطَ	3
نَفَخَ	خَتَمَ	نَضَرَ	صَبَرَ	4
بَلَغَ	رَفَعَ	قَرَعَ	أَمَرَ	5

عَشْرَ	عَذَرَ	غَفَلَ	فَعَلَ	1
نَبَتَ	نَبَضَ	ظَهَرَ	أَخَذَ	2
أَجَلَ	أَجَرَ	نَحَتَ	كَتَبَ	3
لَدَغَ	مَضَعَ	غَفَرَ	وَقَعَ	4
طَبَقَ	ضَجَعَ	أَمَّ	عَمَدَ	5

صَرَفَ	سَأَلَ	كَشَطَ	بَسَطَ	1
وَسَطَ	وَزَنَ	مَكَثَ	فَتَحَ	2
رَفَعَ	جَمَعَ	قَدَرَ	ذَكَرَ	3
رَأَسَ	نَشَأَ	قَرَضَ	بَرَدَ	4
زَعَمَ	ذَهَبَ	هَمَسَ	هَمَزَ	5

صَبَرَ	عَبَسَ	تَرَكَ	طَرَقَ	1
وَفَدَّ	وَقَعَ	جَعَلَ	مَلَأَ	2
بَخَسَ	نَفَذَ	رَزَقَ	حَرَثَ	3
رَقَدَ	رَفَضَ	صَدَفَ	سَجَدَ	4
صَدَقَ	مَدَحَ	فَحَتَ	لَمَحَ	5

ضَرَر	ظَمَأَ	صَرَفَ	لَطَفَ	1
قَسَمَ	رَزَقَ	غَلَقَ	خَلَقَ	2
نَصَرَ	طَمَعَ	سَبَقَ	شَكَرَ	3
غَضِبَ	خَطَفَ	دَخَلَ	ضَرَبَ	4
عَرَضَ	هَمَسَ	بَحَثَ	خَلَقَ	5

Reading practice for small sentences with Fat-hah 46

Teaching tip; Ask students to read one line at a time without stopping, they may only stop between the lines. The objective of this exercise is to prepare them for a longer reading setting.

بَحَثَ فَوَجَدَ
1

طَرَحَ وَجَمَعَ
2

رَأْفَ وَعَظْفَ
3

3

سَكَبَ وَوَزَنَ
4

خَبِرَ وَأَكَلَ 1

كَذَبَ فَظَلَمَ 2

حَكَمَ فَعَدَلَ 3

شَفَعَ وَغَفَرَ 4

خَلَقَ وَبَعَثَ
1

قَرَأَ وَكَتَبَ

زَرَعَ وَغَرَسَ
3

عَطَفَ فَوَعَطَ
4

وَهَبَ وَرَزَقَ

1

حَمَدَ وَشَكَرَ













2

فَتَحَ فَوَجَدَ






3

رَجَعَ وَأَخَذَ

4

			1
			2
			3
			4

ضِ	صِ	ثِ	1
عِ	ظِ	طِ	2
قِ	فِ	غِ	3
مِ	لِ	كِ	4

			1
			2

Reading practice for Arabic letters with Fat-ha and **Kasrah** 53

<p>ثَ ثِ</p>	<p>بَ بِ</p>	<p>أَ أُ</p>	<p>1</p>
<p>حَ حِ</p>	<p>هَ هِ</p>	<p>شَ شِ</p>	<p>2</p>
<p>ذَ ذِ</p>	<p>دَ دِ</p>	<p>خَ خِ</p>	<p>3</p>
<p>سَ سِ</p>	<p>زَ زِ</p>	<p>رَ رِ</p>	<p>4</p>

ض ضِ	ص صِ	ش شِ	1
ع عِ	ظ ظِ	ط طِ	2
ق قِ	ف فِ	غ غِ	3
م مِ	ل لِ	ك كِ	4

Continued: Reading practice for Arabic letters with Fat-hah and **Kasrah** 55

هَ هِ	وَ وِ	نَ نِ	1
	يَ يِ	مَ مِ	2

إِرْمَ	وَهِنَ	قِصَصِ	قَصَصِ	1
يَقِظَ	حَفِظَ	جَهَدَ	حَجَبَ	2
شَفِعَ	قَدَرَ	أَمِنَ	مَلَكَ	3
رَبِحَ	تَلَدَ	فَسِدَ	سَفَهَ	4

خَشِيعَ	حَبِطَ	وَسِعَ	خَدَمَ	1
لَعِبَ	خَدِشَ	ذَخِرَ	ظَفِرَ	2
فَرِحَ	هَدِمَ	رَجِمَ	أَمَلِ	3
فَتِنَ	خَفِتَ	حَفِظَ	حَطَبَ	4

حَلِمَ	أَسْفِ	يَبْسِ	بَصَرَ	1
غَضِبَ	شَرِبَ	ثَقِبَ	خَفِضَ	2
حَمَلَ	عَبَسَ	غَرِقَ	يَبْسَ	3
فَلَقَ	خَفِيَ	قَدَرَ	عَجَبَ	4

بَلَدٍ	عَبَدَ	لَعِبَ	فَرَضَ	1
تَرَكَ	فَطَرَ	نَفِذَ	أَثَرَ	2
طَمَعَ	حَاكَمَ	بَشَرَ	سَلَكَ	3
فَتَنَ	مَرَجَ	شَكَرَ	وَقِيَ	4
رَبِحَ	بَخِلَ	إَرَمَ	رَأْفَ	5

مَسَدٍ	لَطَفَ	حَطَبٍ	عَرَجَ	1
نَصَرَ	عَمِلَ	جَعَلَ	رَاحَلَ	2
فَلَقِ	صَدَقَ	كَسَبَ	عَدَلَ	3
وَسِعَ	شَكَرَ	خَلَقَ	أَمِنَ	4
وَضَعَ	شَهِدَ	وَعَدَ	رَجِمَ	5

Reading practice for small sentences with Fat-hahah and Kasrah 61

Teaching tip; The objective of this exercise is to help students to have more fluency in reading longer sentences. Please note that sentences become longer as students move on. Ask students to read one line at a time without making a stop. Stops should only be made between lines

صَحِبَ فَأَنَسَ وَفَرِحَ













عَدَلَ فَأَمِنَ وَسَلِمَ 2













عَجِبَ لِبِدْعِ وَوَلَدِهِ 3






عَلِمَ وَفَهُمَ فَحَفِظَ 4

يَيْسَ وَسَيْمَ فَسَخَطَ 5









Reading practice for Arabic letters with **Dhummah**

			1
			2
			3
			4

			1
			2
			3
			4



			1
			2

Reading practice for Arabic letters with Fat-ha, Kasrah and Dumma 65

		1
		2
		3
		4

<p>رَ رِ رِ</p>	<p>ذَ ذِ ذِ</p>	1
<p>سَ سِ سِ</p>	<p>زَ زِ زِ</p>	2
<p>صَ صِ صِ</p>	<p>ثَ ثِ ثِ</p>	3
<p>طَ طِ طِ</p>	<p>ضَ ضِ ضِ</p>	4

<p>ع عِ عَ</p>	<p>ظ ظِ ظَ</p>	1
<p>ف فِ فَ</p>	<p>غ غِ غَ</p>	2
<p>ك كِ كَ</p>	<p>ق قِ قَ</p>	3
<p>م مِ مَ</p>	<p>ل لِ لَ</p>	4

		1
		2
		3

كَثْرَ	فَتِيحَ	يَلِدُ	صَمَدُ	1
نَفِيخَ	أَحَدِ	حَشِيرَ	كَتَبَ	2
بُهَيْتَ	ثَقَلَ	رَفَعَ	نَشِيرَ	3
شَفِيعَ	تَلِدُهُ	وَلَدَهُ	تَلِدُ	4
سَحَرَهُ	رَسَلَهُ	عَبَدَهُ	أَمَرَهُ	5
وَجَدَهُ	زَرَعَهُ	صَحَفِ	حَطَمَهُ	6

مَرَجَ	هُزِمَ	لَعِبَ	رَأْفَ	1
تَرَكَ	فَطَرَ	طُرِقَ	أَثَرَ	2
طَمَعَ	حَاكَمَ	بَشَرَ	سَلَكَ	3
نُشِرَ	عَبَدَ	شَكَرَ	رَبِحَ	4
نُفِخَ	فَتِنَ	بُخِيسَ	نَفِذَ	5

بَلَدٍ	أَمِيرٍ	بَخِيلٍ	إِرْمٍ	1
عَرَجٍ	بُهَيْثٍ	جَعَلٍ	وَقِيٍّ	2
أَثْبٍ	فَتِيحٍ	مِخْنٍ	فَرَضٍ	3
عَدَلٍ	شَاكِرٍ	نُصِيفٍ	مَسَدٍ	4
لَطْفٍ	نُفِيحٍ	بُيْطٍ	رُفَعٍ	5

رُسُلِهِ	فَلَقِي	خُلِقَ	صَمَدٌ	1
نَصَرَ	حَطَبٍ	كَسَبَ	أَحَدٌ	2
رَحِمَ	جُزِيَ	وَعَدَ	عَمِلَ	3
وَضَعَ	شَهِدَ	رَحَلَ	سَلَكَ	4
صَدَقَ	عُقِدَ	خَلَقَ	أَمِنَ	5

زَرَاعٌ وَحَصَدَ وَوَهَبَ وَوَلَدَهُ

وَعَدَ وَصَدَقَ فَسَلِمَ وَأَمِنَ₂

نُصِحَ فَتَبِعَ وَجَهَدَ فَنَجَحَ

ظَلِمَ وَفُتِنَ وَصَبَرَ فَعُفِرَ لَهُ

سَأَلَ وَبَحَثَ وَقَرَأَ فَفَهِمَ₃

لَعِبَ وَ هُزِمَ فَغَضِبَ وَ رَحَلَ

حَمَلَ فَرَجَّ حِمْلَهُ وَ ذَهَبَ لِوَالِدِهِ²

شَهِدَ وَ سَمِعَ وَ سُئِلَ فَسَكَتَ

نَدِمَ وَ حَكِيَ وَ صَدَقَ فَشُكِرَ⁴

رَحَلَ فَرَجَّ لِبَلَدِهِ فَحَزِنَ حَسَنُ

* Names of Arabic references used:

Table of contents

#	Title	Page
	Graph showing the Arabic letters Exit	*
1.	he Arabic Alphabet	1-3
2.	The Arabic Letters with Their Names	4-6
3.	Different formations of Arabic letters according to the letter's position in a word	7-14
4.	A closer look at the similarity in appearance between some letters	15-21
5.	The six Arabic letters that don't Connect to letters following them in a word	21
6.	Reading practice for Arabic Letters with Fat-ha Movement	22-24
7.	Intensive practice for easily mistaken sounds of some Letters due to close pronunciation	25-29
9.	Examples of different formations of Arabic letters in words, reading practice	30-39
10.	Reading Practice for three letter-words with Fat-hah	40-45
11.	Reading practice for small sentences with Fat-hah	46-49
12.	Reading practice for Arabic letters with Kasra	50-52
13.	Reading practice for Arabic letters with Fat-ha and Kasrah	53-55

#	Title	Page
14.	Mixed reading practice for words with Fat-hah and Kasra	56-59
15.	Reading practice for small sentences with Fat-hah and Kasrah	61
16.	Reading practice for Arabic letters with Dhummah	62-64
17.	Reading practice for Arabic letters with Fat-ha, Kasrah and Dumma	65-68
18.	Mixed practice for words with Fatha, Kasrah and Duammah	69-72
19.	Reading practice for sentences with Fat-hah, Kasrah and Dummah	73-74
20	Names of Arabic dictionaries used for this book	75
22.	Table of Contents	75-76